

Patient Name JOHN DOE DOB 8/8/1950
 Patient Age 67 Gender M Race Caucasian
 Ref. Physician NANCY SMITH, MD

PatientID ABC123
 Date 10/30/2017
 Examiner GEORGE JOHNSON

Risk Factors	
<input checked="" type="checkbox"/> Tobacco Use	<input checked="" type="checkbox"/> Hyperlipidemia
<input checked="" type="checkbox"/> Diabetes	<input checked="" type="checkbox"/> Stroke/TIA
<input checked="" type="checkbox"/> Heart Disease	<input checked="" type="checkbox"/> Prev Vasc Surgery
<input checked="" type="checkbox"/> Prev CV Event	<input checked="" type="checkbox"/> Over Age 65
<input checked="" type="checkbox"/> TEST RISK	

Current Symptoms		
L	<input checked="" type="checkbox"/> Intermittent Claudication	<input checked="" type="checkbox"/> R
L	<input checked="" type="checkbox"/> Numbness Tingling in Feet	<input checked="" type="checkbox"/> R
L	<input checked="" type="checkbox"/> Ulcerations	<input checked="" type="checkbox"/> R
L	<input checked="" type="checkbox"/> Rest Pain	<input checked="" type="checkbox"/> R
L	<input checked="" type="checkbox"/> Gangrene	<input checked="" type="checkbox"/> R
<input checked="" type="checkbox"/> TEST SYMPTOM		

Location		
L	<input checked="" type="checkbox"/> Buttocks	<input checked="" type="checkbox"/> R
L	<input checked="" type="checkbox"/> Thigh	<input checked="" type="checkbox"/> R
L	<input checked="" type="checkbox"/> Calf	<input checked="" type="checkbox"/> R
L	<input checked="" type="checkbox"/> Feet	<input checked="" type="checkbox"/> R

ABI Guidelines	
0.97–1.25	No Significant PAD
0.80–0.96	Mild
0.50–0.79	Moderate
<0.50	Severe
<0.30	Critical

ICD CODES:
<u>E10.51 Diabetes Mellitus with Peripheral Circulatory Disorders Type I not stated as uncontrolled</u>
<u>E11.51 Diabetes Mellitus with Peripheral Circulatory Disorders Type II or unspecified type not stated as uncontrolled</u>

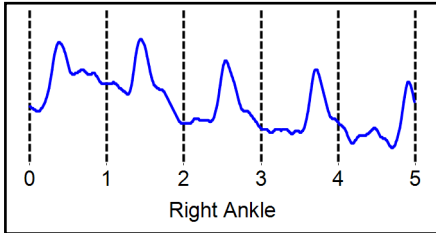
Technician Comments TEST COMMENT

BRACHIAL
125

RIGHT

PRE EXERCISE

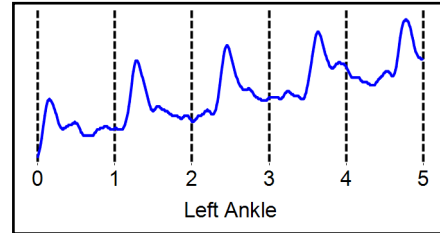
PT
138
mmHg
DP
135
mmHg
1.08
Right ABI



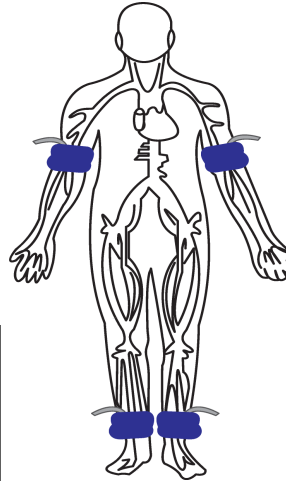
LEFT

PRE EXERCISE

BRACHIAL
128



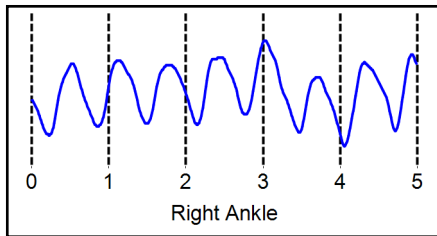
PT
141
mmHg
DP
140
mmHg
1.10
Left ABI



BRACHIAL
127

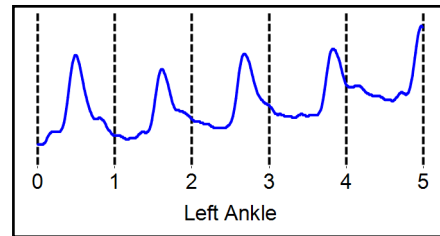
POST EXERCISE

PT
66
mmHg
DP
65
mmHg
0.52
Right ABI



POST EXERCISE

BRACHIAL
125



PT
140
mmHg
DP
139
mmHg
1.10
Left ABI

Abnormal; Right side claudication. Start PAD therapy.

Interpreting Physician JOHN HANCOCK, MD

10/30/2017 1:04:45 PM